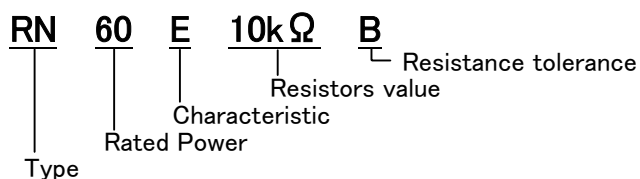
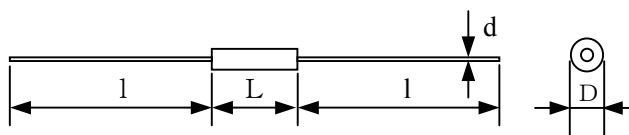




●Type designation

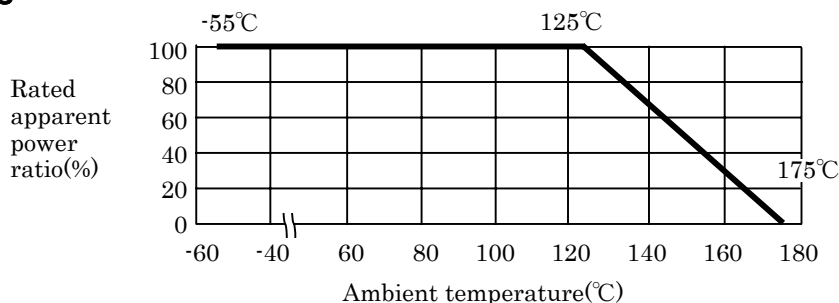


●Rating dimensions



Type	Rated power (W)		Highest usable voltage (V)		Extreme highest overload voltage (V)	Dimensions (mm)				Applicable temperature range (°C)
	125°C	70°C	125°C	70°C		L	D	l	d	
RN50	0.05	0.1	200	200	400	3.8±0.5	1.8±0.2	30±3	0.4±0.05	-55~+175
RN55	0.1	0.125	200	250	400	6.6±0.5	3.4±0.2	38±3	0.6±0.05	
RN60	0.125	0.25	250	300	500	10.5±0.5	3.9±0.2	"	"	
RN65	0.25	0.5	300	350	600	16.0±0.5	5.3±0.3	"	"	
RN70	0.5	0.75	350	400	700	20.0±0.5	6.5±0.5	"	0.8±0.05	
RN75	1	1.5	500	600	1000	28.0±0.5	10.0±0.5	"	"	

●Derating curve



●Resistance temperature characteristic T·C·R (ppm/°C)

Symbol	R	S	E	C
Resistance temperature characteristic	±5	±10	±25	±50

Note 1 The guaranteed temperature range of TCR is from 0°C to 70°C in the case of R and S.
 Note 2 We can manufacture only positive side of TCR subject to your specifications.

●Resistance tolerance

Symbol	B	C	D	F
Resistance tolerance (%)	±0.1	±0.25	±0.5	±1
Characteristic to recommend	R,S,E	E, C		