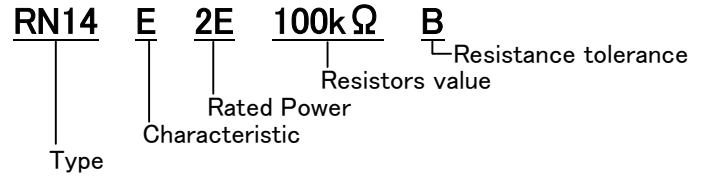
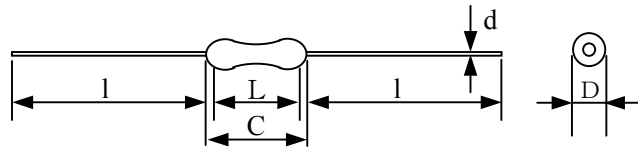




●Type designation



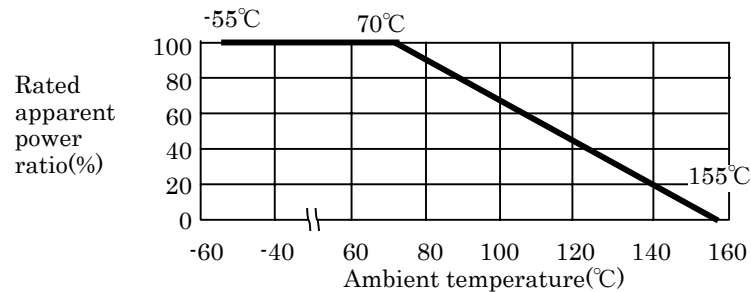
●Rating dimensions



The display is character representation

Type	Rated power (W) (70°C)	Highest usable voltage (V)	Extreme highest overload voltage (V)	Dimensions (mm)				Applicable temperature range (°C)
				L	D	l	d	
RN14 2B	0.25	250	500	6.3±0.5	2.3±0.2	27±2	0.6±0.05	-55~+155
RN14 2E	0.5	350	700	9.0±0.8	3.6±0.5	"	"	
RN14 2H	1	500	1000	14.2±0.8	4.8±0.4	"	1.0±0.05	

●Derating curve



●Resistance temperature characteristic

T·C·R (ppm/°C)

Symbol	R	S	E	C
Resistance temperature characteristic	±5	±10	±25	±50

Note 1 The guaranteed temperature range of TCR is from 0°C to 70°C in the case of R and S.

●Resistance tolerance

Symbol	B	C	D	F
Resistance tolerance (%)	±0.1	±0.25	±0.5	±1
Characteristic to recommend	R,S,E	E, C		