

CPA-7000 Series

PROFADER™

Conductive Plastic


Low sliding noise level & Long sliding life

Protection against dust

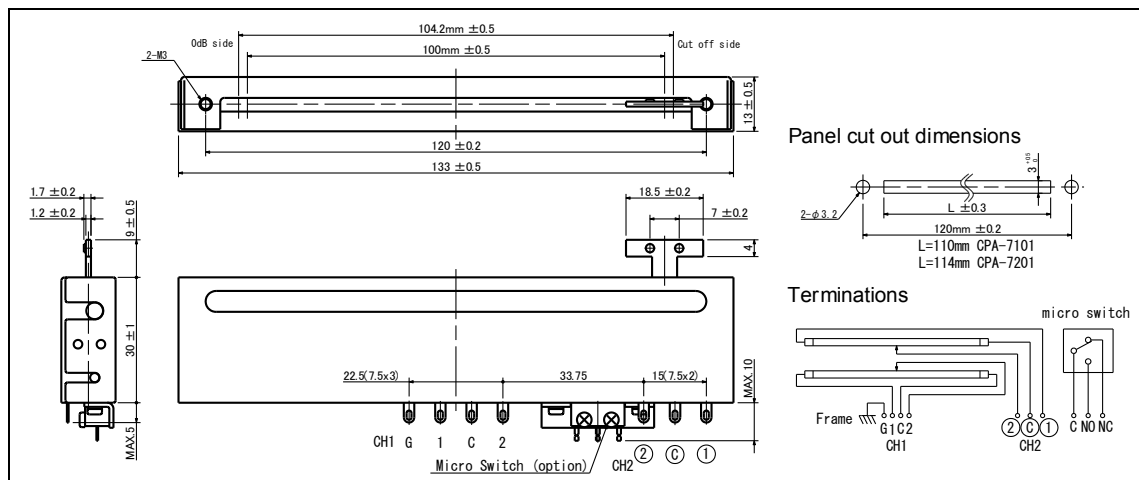
Horizontal style Control-bar design.

High Quality

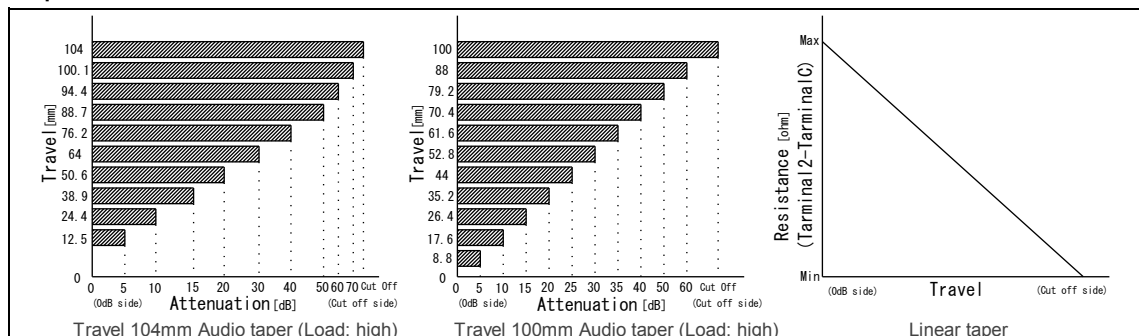
All parts are highly precise.



Dimensions



Output Law



Model number

2 Number of circuit
Blank: single circuit
2: 2circuits

CPA-7101 Product type
CPA-7101: 100mm
CPA-7201: 104mm

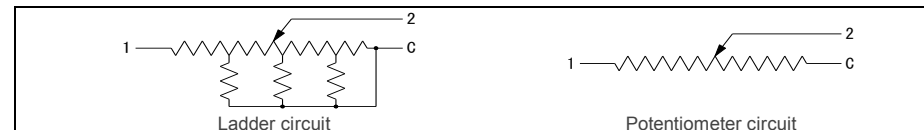
W Precision Snap Action Switch
Blank: Without
W: With

- B Taper
Blank: Audio taper resistance
B: Linear taper

10K Total
Blank: Audio taper resistance
B: Linear taper

* Impossible to use vertically.

Circuit method



Electrical specifications

	CPA-7x01	2CPA-7x01	CPA-7x01-B	2CPA-7x01-B
Circuit (Unbalanced)	1	2	1	2
Total resistance (1-C)	5k, 10kohm			
Total resistance tolerance	±20%			
Taper	Audio (Ladder circuit)		Linear (Potentiometer circuit)	
Linearity	-		±5%	
Residual resistance	-		30ohm or less	
Attenuation accuracy (Load: high)	0~20dB: ±1.0dB ~30dB: ±2.0dB ~40dB: ±3.0dB		-	
Matching accuracy	-		0~15dB: 1.0dB ~30dB: 2.0dB ~40dB: 3.0dB	
Insertion loss	0.5dB or less		-	
Cut off (15kHz)	100dB Min.		-	
Voltage proof	1 Min. at AC500V			
Insulation resistance	50Mohm or more at DC500V			
Max rating	DC20V			
Rated Resistive Load - Switch	AC125V 3A, DC30V 2A (OMRON D2F-F)			
Sliding noise level	47mV or less (by JIS C 6443)			
Sliding life	100,000 Cycles Min. (18cycles/min. Sliding noise level: Less than 100mV)			

Mechanical specifications

	CPA-7101	CPA-7201
Stroke length	100mm±0.5mm	104mm±0.5mm
Operating force	0.1~0.25N	
Strength of Nut-Attached	100Ncm	
Attached Parts	M3 screw (Length: Panel thickness + 3~4mm)	
Stopper strength	50N	
Push-pull strength	50N	

General specifications

CPA-7000 Series	
Temp.range	-10 to +70 degrees C (Operating), -15 to +75 degrees C (Storage)
Relative humidity	90%RH (No condensation)

Note

- * Solder heat resistance: 350deg C max, 5sec max, 2 times. (Manual soldering only)
- * Please take care during soldering that the smoke from the solder does not flow inside a fader.
- * If the flux sticks to a resistor board, it may cause a trouble with the fader.
- * Move to one end in Control-bar on the occasion of knob wearing, and can break into it slowly.
- * It is highly recommended that the fault tolerant system is to be set up in the big situation like the live broadcast.