


# LMA5 Series

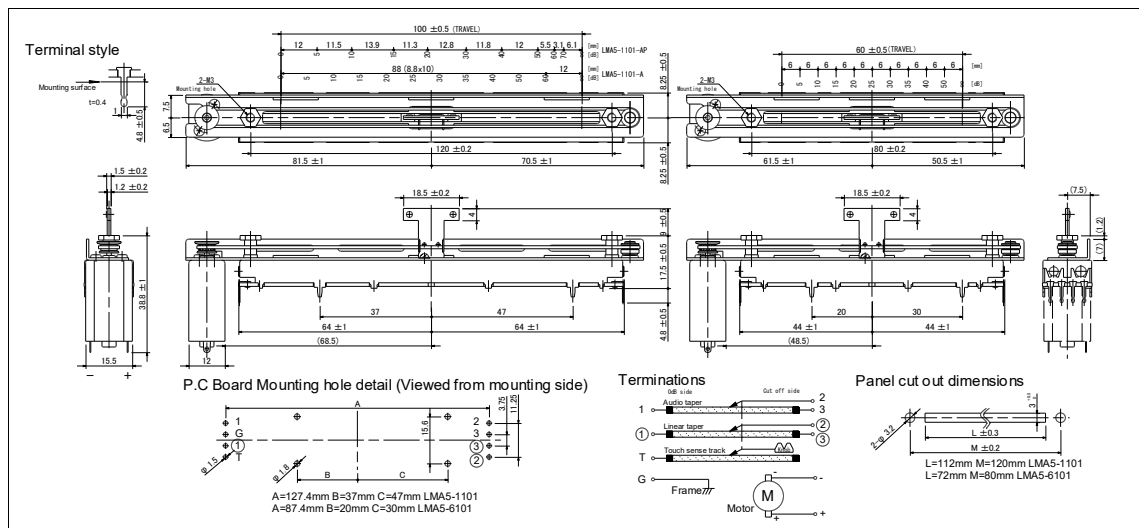
**PROFADER™**

## Direct print resistance board

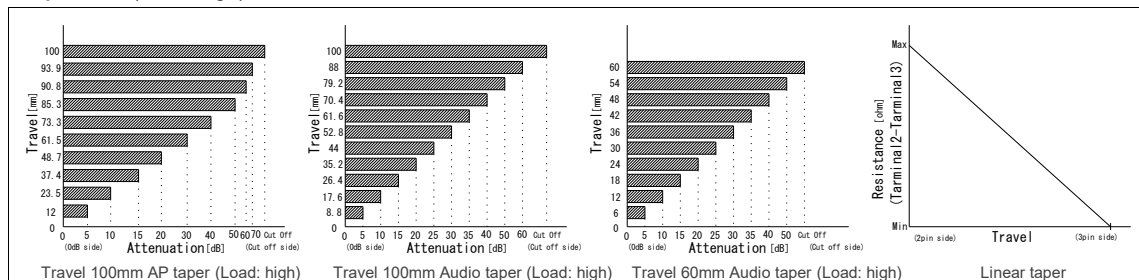
Long sliding life



## Dimensions



## Output Law (Load: high)




The products and their specifications are subject to change without notice.  
TOKYO KO-ON DENPA CO., LTD. www.tkd-corp.com EDF-201806

## Model number

**LMA5 - 1101 - B - 10K - M8V**

Product type    Travel    Taper    Total resistance    DC-motor  
**1101:** 100mm    **B:** Linear taper    **10K**    **M8V:** 8V DC motor (MABUCHI)  
**6101:** 60mm    **A:** Linear + Audio taper  
**AP:** Linear + AP taper (100mm only)

## Circuit method



## Electrical specifications

	LMA5-1101-B	LMA5-6101-B	LMA5-1101-A(AP)	LMA5-6101-A
Circuit (Unbalanced)	1		2	
Total resistance (1-C)(1-3)	10kohm			
Total resistance tolerance	±20%			
Taper	Linear (Potentiometer circuit)		Linear (Potentiometer circuit), Audio (Ladder circuit)	
Linearity	±5% (Linear taper)			
Residual resistance	50ohm or less (Linear taper)			
Touch sense track Contact resistance	30ohm or less			
Attenuation accuracy (Load: high)	-		0~20dB ±3.0dB (Audio taper)	
Insertion loss	-		0.5dB or less (Audio taper)	
Cut off (15kHz)	-		95dB Min. (Audio taper)	
Voltage proof	1 Min. at AC500V			
Insulation resistance	50Mohm or more at DC100V			
Max rating	DC20V (0.1W)			
Sliding noise level	47mV or less (by JIS C 6443)			
Sliding life	100,000 Cycles Min. (18cycles/min, Sliding noise level: Less than 100mV)			

## Mechanical specifications

	LMA5-1101	LMA5-6101
Stroke length	100mm±0.5mm	60mm±0.5mm
Operating force	0.1~0.3N	
Strength of Nut-Attached	100Ncm	
Attached Parts	M3 screw (Length: Panel thickness + 3~5mm)	
Stopper strength	30N	
Push-pull strength	30N	

## General specifications

	LMA5 Series
Temp.range	8V DC motor: -10 to +50 degs.C (Operating), -15 to +60 degs.C (Storage)
Relative humidity	90%RH (No condensation)

## Note

- \* Solder heat resistance: 350deg C max, 5sec max, 2 times. (Manual soldering only)
- \* Please take care during soldering that the smoke from the solder does not flow inside a fader.
- \* If the flux sticks to a resistor board, it may cause a trouble with the fader.
- \* Move to one end in Control-bar on the occasion of knob wearing, and can break into it slowly.
- \* High impedance: More than 20 times of total resistance.
- \* It is highly recommended that the fault tolerant system is to be set up in the big situation like the live broadcast.