




36R Attenuator, 36R Attenuator Kit




The position of the whirl-stop can be changed easily by removing with the flat-head screwdriver.


Insert to next screw hole 10mm away from the prop.



The position can also be changed by turning the mounting plate 180 degrees.



Remove the screws with the phillips head screwdriver.



Turn the mounting plate 180 degrees and fix it with the screws.