

CP600 (Potentiometer)

Conductive Plastic


Low rotational noise level

Small size

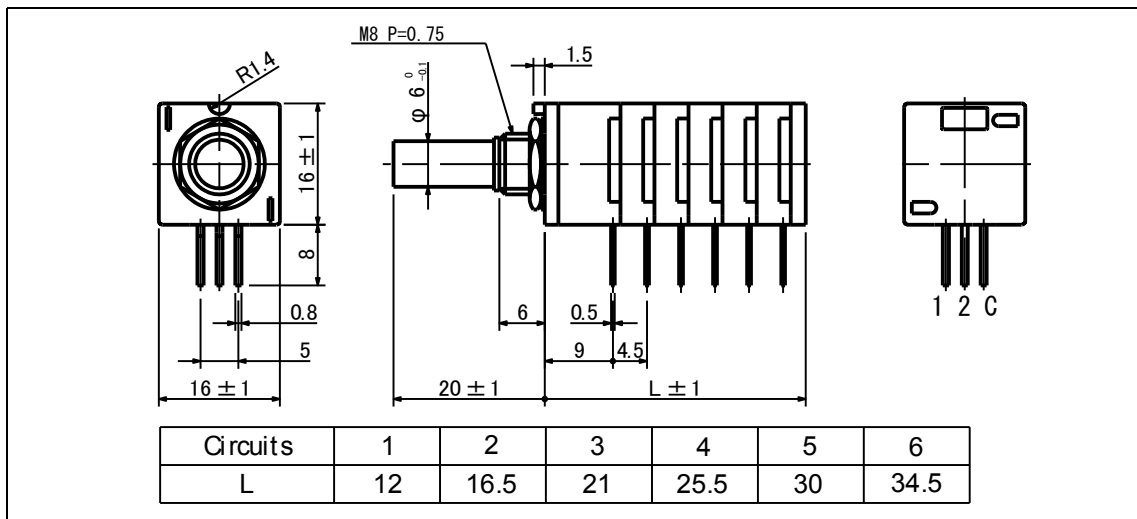
16mm square

High Quality

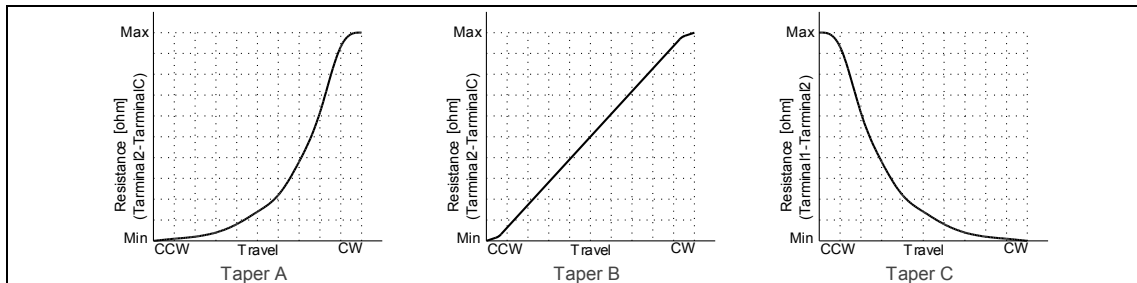
All parts are highly precise



Dimensions



Output Law



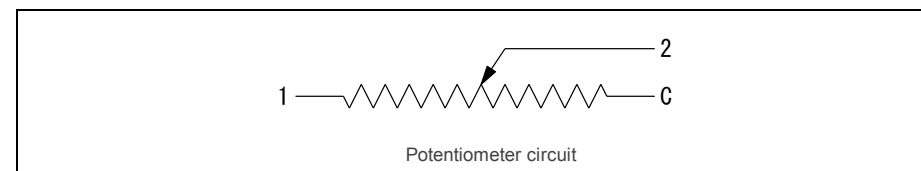
The products and their specifications are subject to change without notice.
TOKYO KO-ON DENPA CO., LTD. www.tkd-corp.com EDP-201503

POTENTIOMETER

Model number

2	CP601	C	-	B	10K
Number of circuit (2~6) Blank: single circuit	Product type	Mechanical click option Blank: Without click C: With Center click S: With click (15degrees step)		Taper A: JIS-A B: JIS-B C: JIS-C	Total resistance

Circuit method



Electrical specifications

	CP600-A	CP600-B	CP600-C
Circuit (Unbalanced)	Potentiometer circuit		
Total resistance (1-C)	5k, 10k, 50k, 100kohm		
Total resistance tolerance	±20%		
Taper tolerance (150degs)	10~25%	40~60%	10~25%
Residual resistance	Terminal2-C: 1% or 100ohm Terminal1-2: 1%	Terminal1-2 & 2-C: 1% or 100ohm	Terminal1-2: 1% or 100ohm Terminal2-C: 1%
Matching accuracy(150degs)	3dB Max.		
Voltage proof	1 Min. at AC500V		
Insulation resistance	50Mohm or more at DC500V		
Max rating	DC20V (0.1W)		
Rotational noise level	47mV or less (by JIS C 6443)		
Rotational life	100,000 Cycles Min. (18cycles/min)		

Mechanical specifications

	CP600
Operating angle	300 degrees ±5 degrees
Rotational torque	0.1~1.2Ncm (Different by number of circuit)
Strength of Nut-Attached	50Ncm
Attached Parts	Hexagonal nut (M8)
Stopper strength	50Ncm
Push-pull strength	50N

General specifications

	CP600
Temp. range	-10 to +70 degrees C (Operating), -15 to +75 degrees C (Storage)
Relative humidity	90%RH (No condensation)

Note

- * Solder heat resistance: 350degrees C max, 5sec max, to twice. (Manual soldering only)
- * Special order of the shaft length is possible. Please contact us for details.