

45LR-R2 Series

PROFADER™

Torque adjustment screw

Good torque mechanism of the touch.

Protection against dust

Horizontal style Control-bar design.

Connector Terminal style

Easily exchanging.

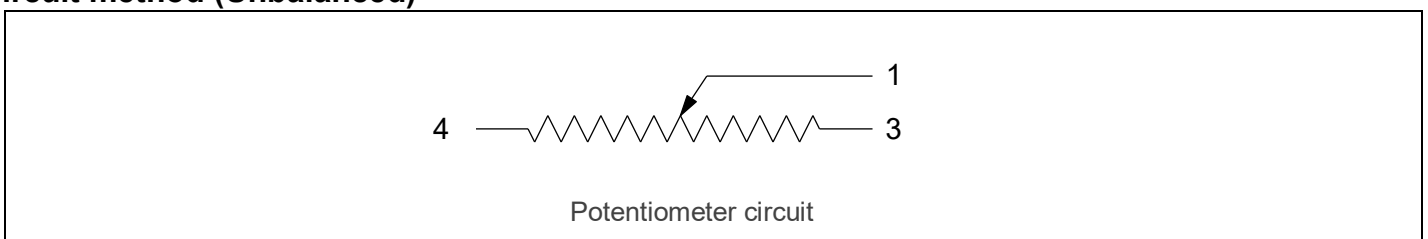


Model number

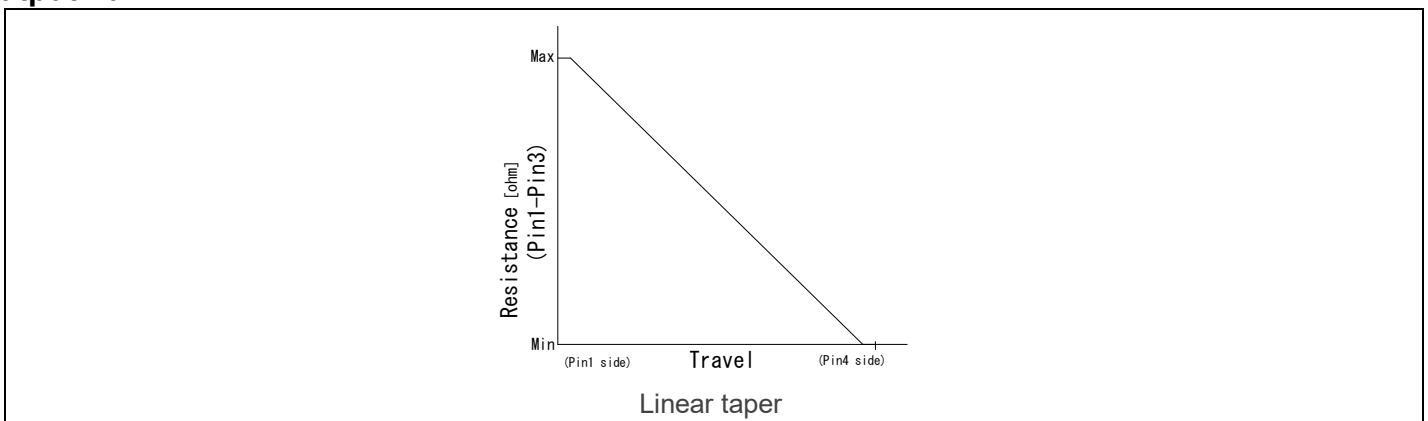
45LT-R2 - **CN0** - **B** **50K**
 *1 *2 *3 *4

*1	Product number and Travel	45LT-R2 : 45mm
*2	Connector type	CN0 : B4B-EH (4pin)
*3	Output law (Please see figure of output law.)	B : Linear taper
*4	Total resistance	10K : 10kohm 50K : 50kohm

Circuit method (Unbalanced)



Output Law



Electrical specifications

	45LT-R2-CN0
Circuit (Unbalanced)	1 (Standard)
Total resistance (1-3)	10kohm , 50kohm
Total resistance tolerance	±20%
Taper	Linear taper (Potentiometer circuit)
Linearity	±5%
Residual resistance	5ohm or less
Voltage proof	1 Min. at AC100V
Insulation resistance	50Mohm or more at DC250V
Max rating	DC20V (0.1W)
Sliding noise level	47mV or less (by JIS C 6443)
Sliding life	100,000 Cycles Min. (18cycles/min, Sliding noise level: Less than 100mV)
Connector (4pin)	B4B-EH (JST)

Mechanical specifications

	45LT-R2 Series
Stroke length	45mm±0.5mm
Operating force	0~0.1N
Operating force2	0~0.5N (Torque adjustment screw)
Strength of Nut-Attached	100Ncm
Attached Parts	M3 screw (Length: Panel thickness + 3mm)
Stopper strength	50N
Push-pull strength	50N
Alignment to the center	±0.5mm (State not to pressure control-bar, Measurement position: Mounting surface)

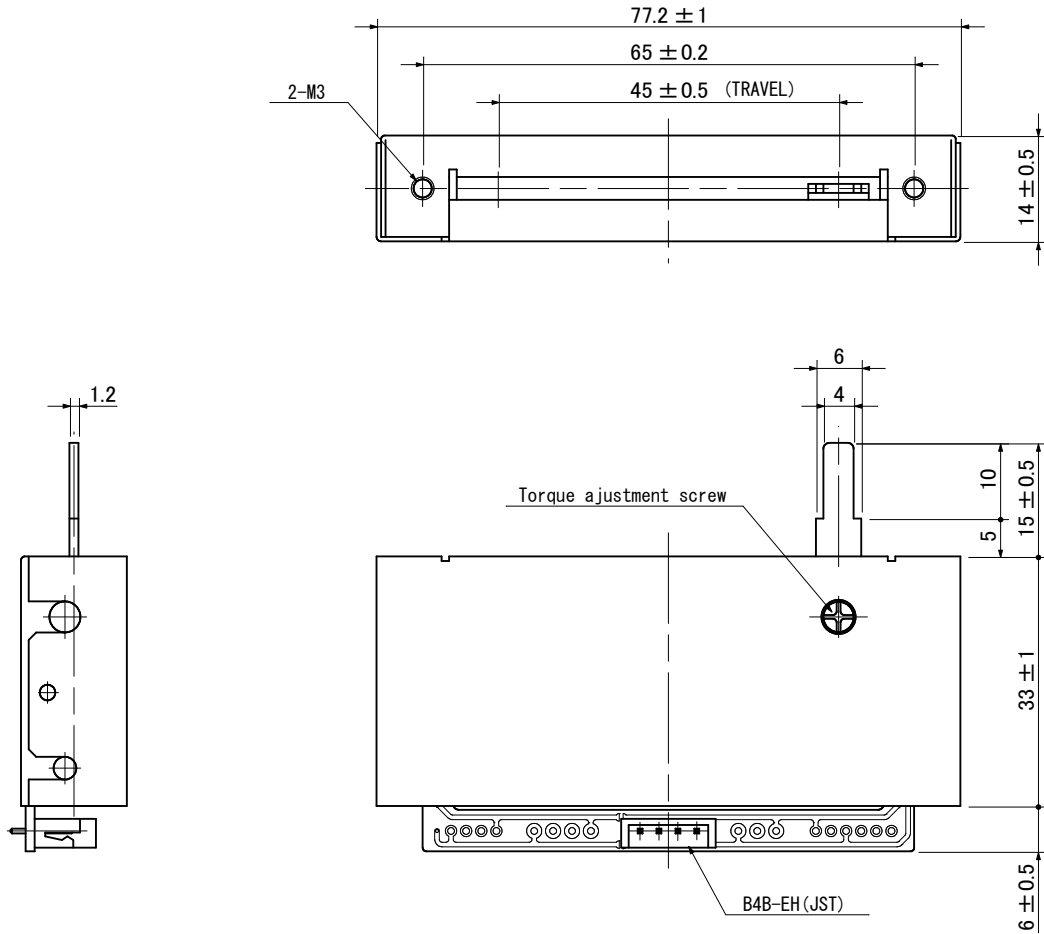
General specifications

	45LT-R2 Series
Temperature range	-10 to +60 degrees C (Operating), -15 to +65 degrees C (Storage)
Relative humidity	80%RH (No condensation)

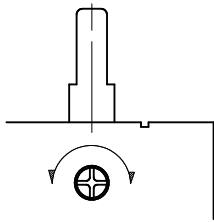
Note

* Move to one end in Control-bar on the occasion of knob wearing, and can break into it slowly.

Dimensions - 45LT-R2-CN0



Torque adjustment screw



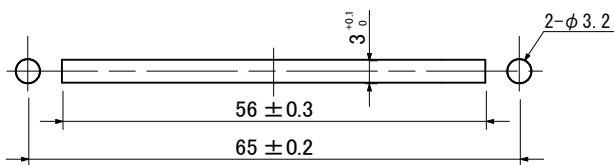
Torque up (CW), Torque down (CCW)

Please turn it by light power.

Please employ an M2 Phillips driver.

Heavy, and a place to fall into is the limit of the turn.

Panel cut out dimensions



Circuit diagram and terminations

